

## Enhance Your Career With Available Preparation Guide for DES-4122 Exam [Q30-Q45]



**Enhance Your Career With Available Preparation Guide for DES-4122 Exam Get Special Discount Offer of DES-4122 Certification Exam Sample Questions and Answers**

For more info visit:  
[DELL certification path](#)

### **NEW QUESTION 30**

What is a characteristic of out-of-band management?

- \* Dedicated device
- \* Agent based
- \* Less secure
- \* Dependent upon OS

### **NEW QUESTION 31**

What is a key feature introduced in OpenManage Mobile v2.0?

- \* Access servers remotely through OME
- \* Access SupportAssist reports
- \* Access a Virtual Console (VNC over SSH) securely
- \* Access iDRAC remotely

### NEW QUESTION 32

What is used by the Lifecycle Controller to directly back up the server profile on a 14G Dell EMC PowerEdge server?

- \* Network share
- \* vFlash SD card
- \* USB Flash drive
- \* iDSDM SD card

### NEW QUESTION 33

A Dell EMC PowerEdge server has been updated with an LCC and iDRAC DUP to the latest firmware when performing a firmware rollback?

- \* Both the iDRAC and the LCC can be rolled back
- \* The LCC can be rolled back; the iDRAC cannot be rolled back
- \* The iDRAC can be rolled back; the LCC cannot be rolled back
- \* The iDRAC cannot be rolled back and the LCC cannot be rolled back

### NEW QUESTION 34

What is the Open Compute Project (OCP) card used for in a Dell EMC PowerEdge server?

- \* Flexibility to choose interconnects
- \* Fixed networking card
- \* Consume a PCIe slot
- \* Provide a hot-swap component

### NEW QUESTION 35

What is a requirement to operate GPUs in a Dell EMC PowerEdge R740 server?

- \* All GPU cards must be installed at the same time
- \* All GPU cards must be of the same type but can be a different model
- \* All GPU cards must be of the same type and model
- \* All GPU cards must be installed on the same riser card.

### NEW QUESTION 36

An engineer needs to upgrade a Dell EMC PowerEdge R440 server from a single PSU to dual PSU configuration. There are unused PSU modules from PowerEdge R430 and R420 servers available, and they have the same wattage ratings.

What should the engineer do to complete the task?

- \* Add the PowerEdge R420 PSU modules to the PowerEdge R440
- \* Order a new PSU specific to the existing PowerEdge R440
- \* Add the PowerEdge R430 PSU modules to the PowerEdge R440
- \* Configure the PowerEdge R440 PSU with 1+1 configuration

### NEW QUESTION 37

Which rear disk drive option is available in a Dell EMC PowerEdge R740xd server?

- \* 4x 3.5" drives
- \* 2x 3.5" drives
- \* 8x 2.5" drives
- \* 6x 2.5" drives

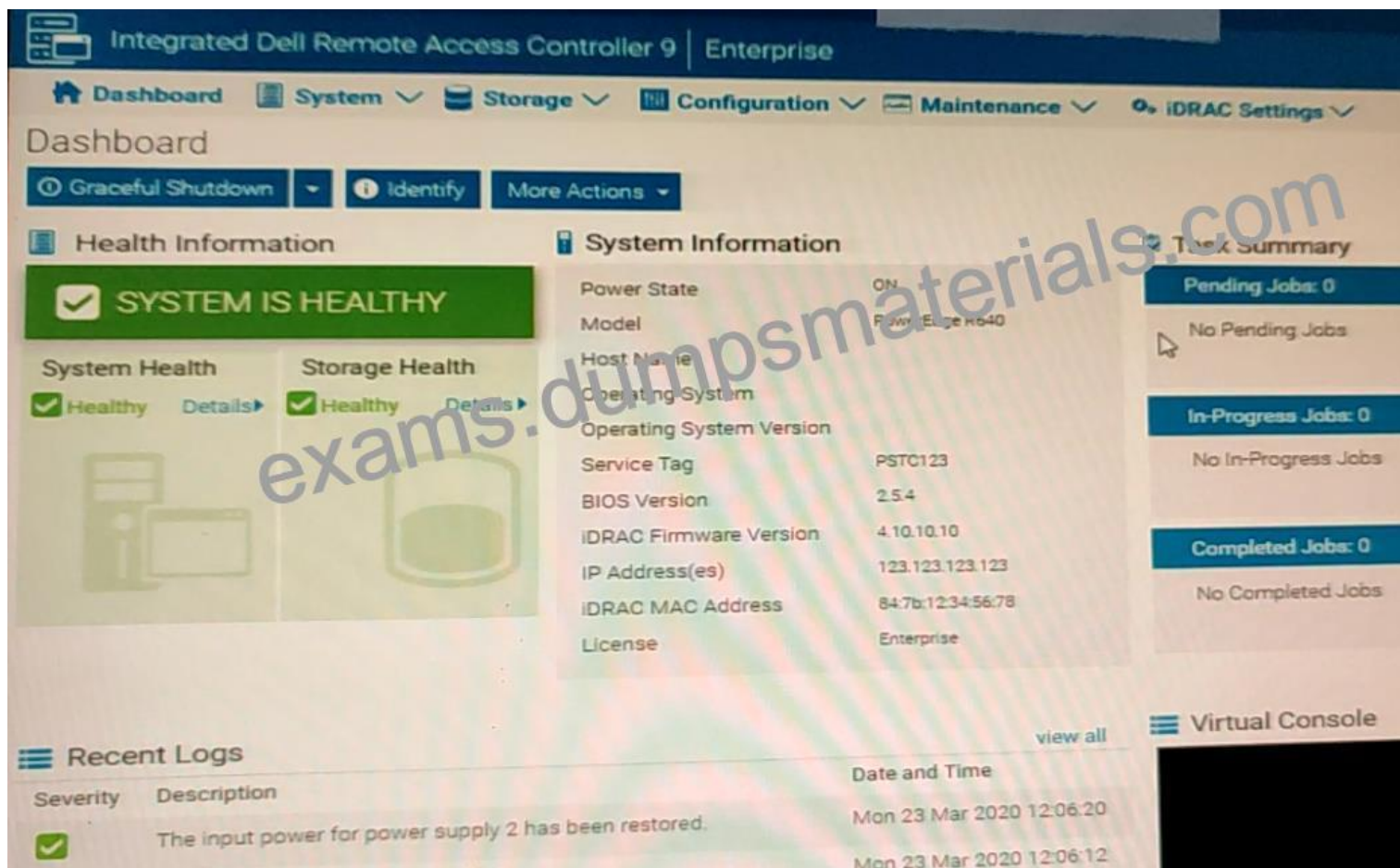
### NEW QUESTION 38

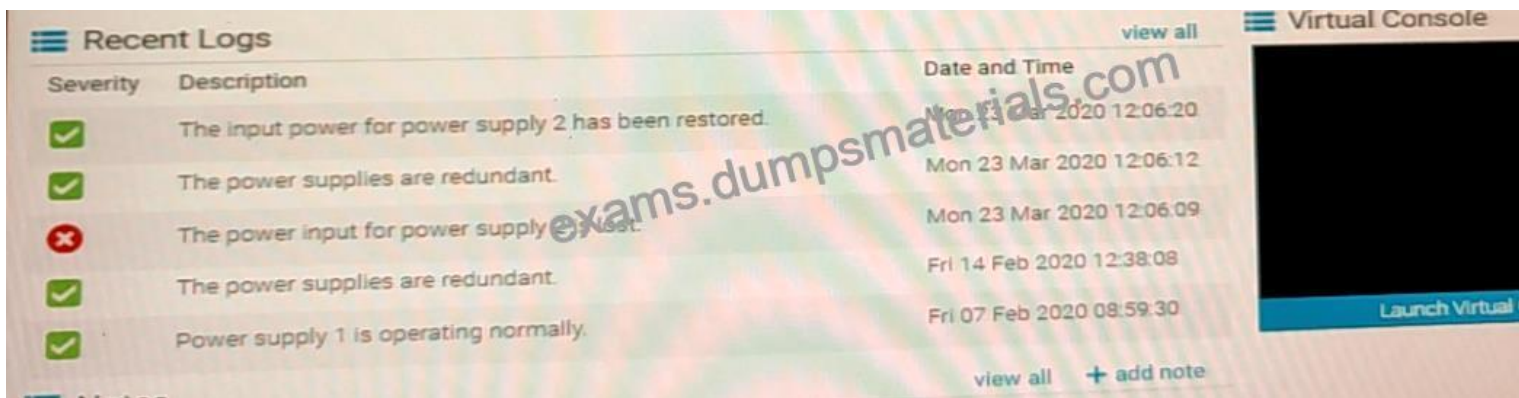
Starting from which Dell EMC PowerEdge server hardware generation is the Micro SD card in the iDRAC/vFlash module supported?

- \* 11G
- \* 12G
- \* 13G
- \* 14G

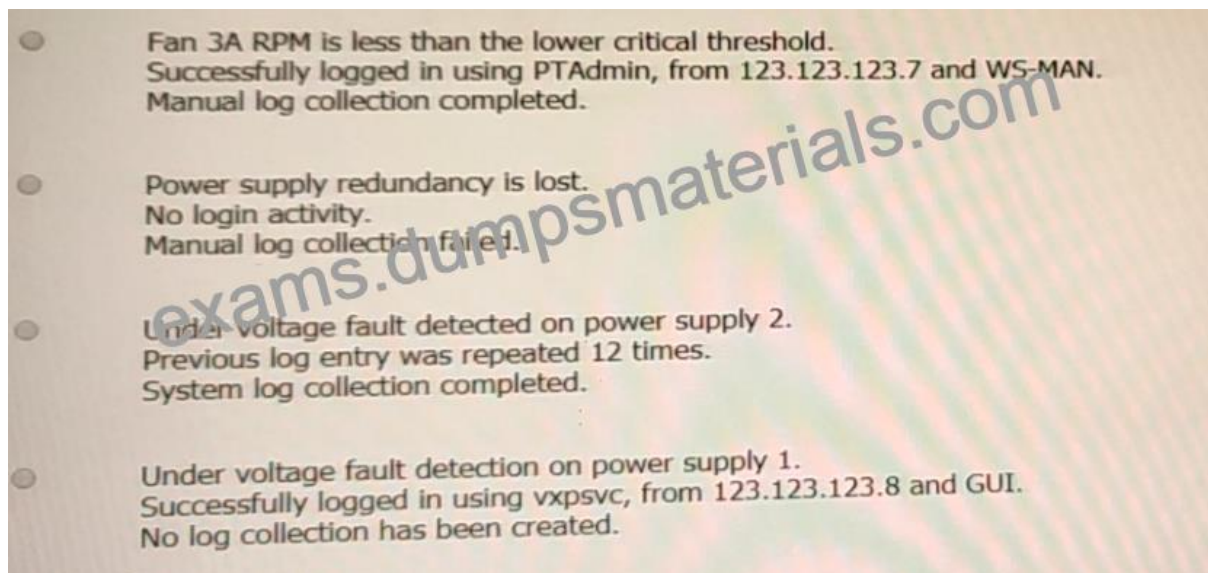
### NEW QUESTION 39

What happened on April 30, 2019?





Note: It is necessary to close (x) the simulator window before you can select a response to this question.



- \* Option A
- \* Option B
- \* Option C
- \* Option D

#### NEW QUESTION 40

You are creating a new RAID 5 storage pool on a Dell EMC PowerEdge server based on 30 x 1TB drives Which PERC model best supports this configuration?

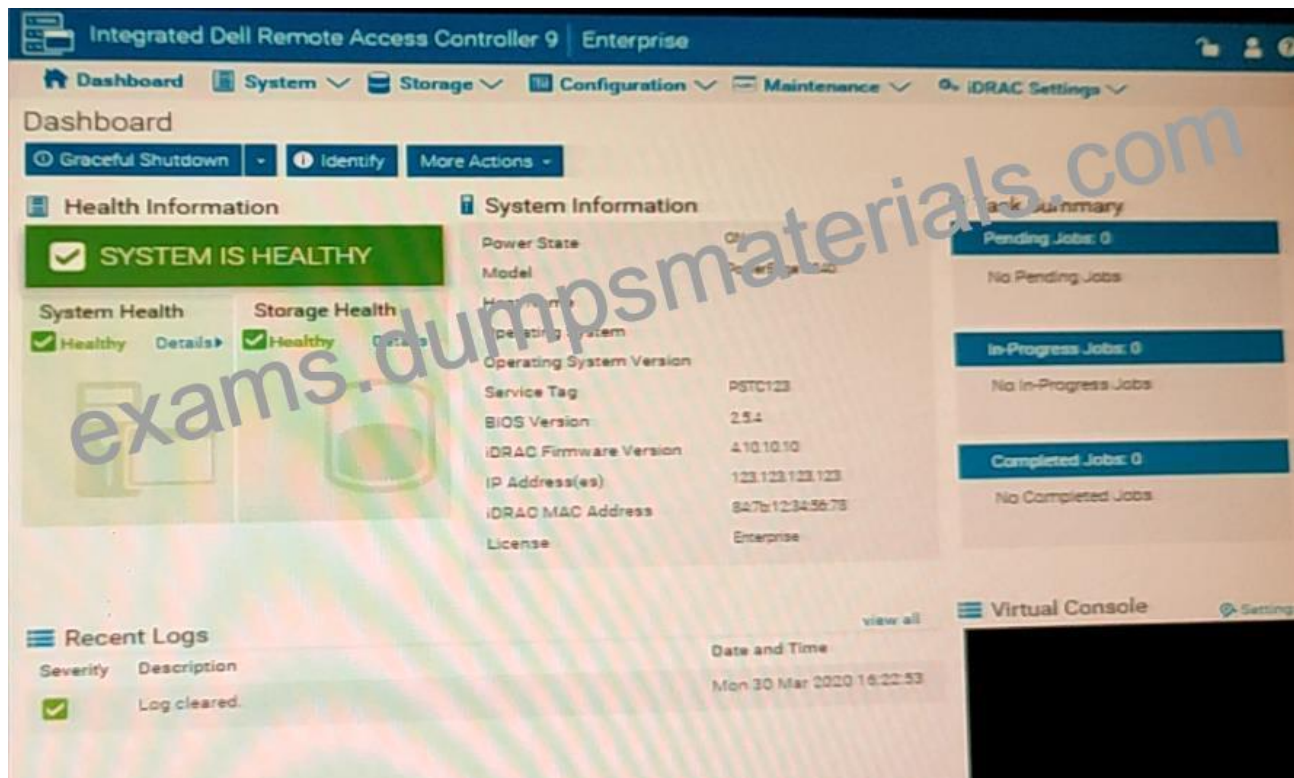
- \* S140
- \* H740P
- \* H740T
- \* H330

#### NEW QUESTION 41

A system engineer has a 14G Dell EMC Poweredge server with an amber light blinking. The engineer must pull a SupportAssist



collection before calling Dell Support to evaluate what the potential problem. Use the simulator to collect and view the SupportAssist collection.



Send us your suggestion for this simulation task.

#### NEW QUESTION 42

Where is the data stored to allow Easy Restore to successfully complete a system board replacement?

- \* NAND Flash module on the disk drive mid plane
- \* iSDM SD card
- \* vFlash SD card
- \* Serial Flash storage in the server's front panel

#### NEW QUESTION 43

What can be done using in-band management?

- \* Agentless discovery
- \* Firmware and driver updates
- \* Network bandwidth optimization
- \* Remote access

#### NEW QUESTION 44

What is a valid password option available from the iDRAC9 Unique ID feature?

- \* Encryption Default
- \* Secure Default
- \* Legacy Generated

\* Randomly Generated

#### **NEW QUESTION 45**

Dell EMC PowerEdge 14G servers support which technology?

- \* Quicksync 1.0
- \* Intel Boot Guard
- \* AMD GuardMI
- \* iDRAC8

**Updated DES-4122 Dumps Questions Are Available For Passing EMC Exam:**

<https://www.dumpsmaterials.com/DES-4122-real-torrent.html>